



# COLOR JENGA NO PARTS



BY SUDICHTSUNI IAPOM  
SPINE BRICK: BUIB

AUTHOR: EDUARDO SOUSA



# Attribution-NonCommercial-ShareAlike 4.0 International (CC BY-NC-SA 4.0)

This is a human-readable summary of (and not a substitute for) the [license](#). [Disclaimer](#).

## You are free to:

**Share** — copy and redistribute the material in any medium or format

**Adapt** — remix, transform, and build upon the material

The licensor cannot revoke these freedoms as long as you follow the license terms.

---

## Under the following terms:



**Attribution** — You must give [appropriate credit](#), provide a link to the license, and [indicate if changes were made](#). You may do so in any reasonable manner, but not in any way that suggests the licensor endorses you or your use.



**NonCommercial** — You may not use the material for [commercial purposes](#).



**ShareAlike** — If you remix, transform, or build upon the material, you must distribute your contributions under the [same license](#) as the original.

**No additional restrictions** — You may not apply legal terms or [technological measures](#) that legally restrict others from doing anything the license permits.

---

## Notices:

You do not have to comply with the license for elements of the material in the public domain or where your use is permitted by an applicable [exception or limitation](#).

No warranties are given. The license may not give you all of the permissions necessary for your intended use. For example, other rights such as [publicity, privacy, or moral rights](#) may limit how you use the material.

# Credits

The concept of Color Jenga is inspired by the classic game of Jenga, originally created by Leslie Scott and published by Hasbro.

Jenga is a game of physical skill that challenges players to carefully remove and stack blocks without toppling the tower.

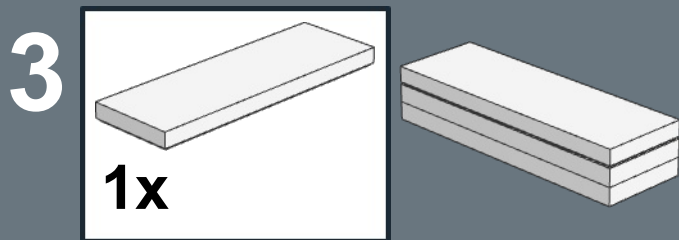
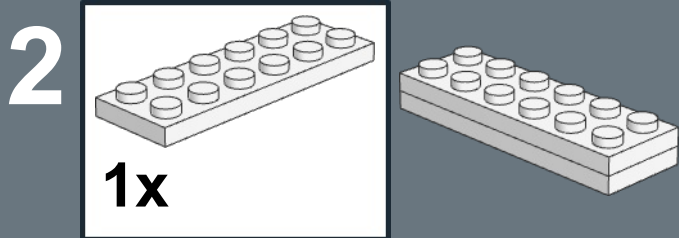
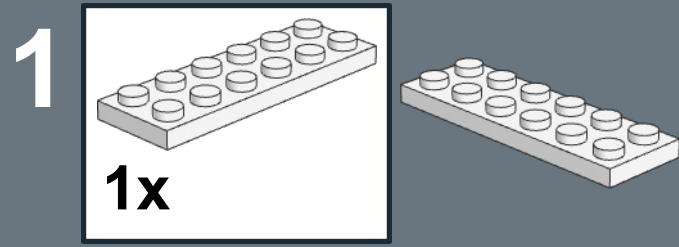
The idea of incorporating color into Jenga has been explored in various adaptations and variants, such as Throw 'n Go Jenga, which introduced colored blocks and additional gameplay mechanics.

I am not sure who the original creator of a color-based Jenga adaptation is, but I found inspiration through multiple sources, including various Jenga variants and stacking games.

This LEGO version of Color Jenga is a tribute to the timeless gameplay of Jenga, enhanced with a vibrant, modular twist using LEGO bricks.

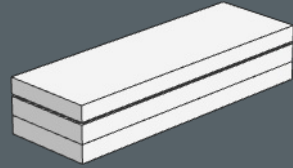
Thank you to Leslie Scott for creating the original Jenga game, and to the many designers who have experimented with variations of this classic game over the years.

Your creativity continues to inspire new ways to enjoy this iconic game.

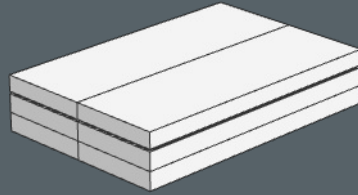


**x9**

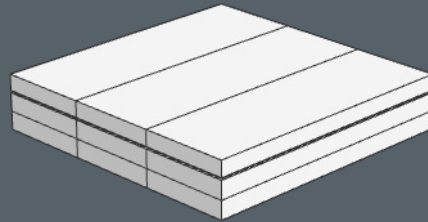
1

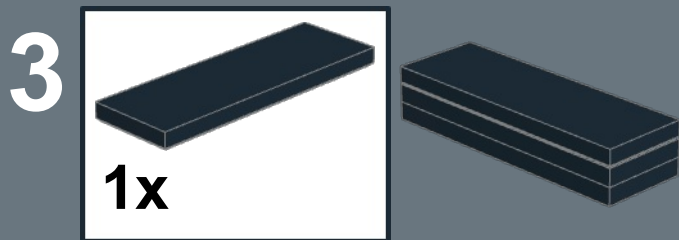
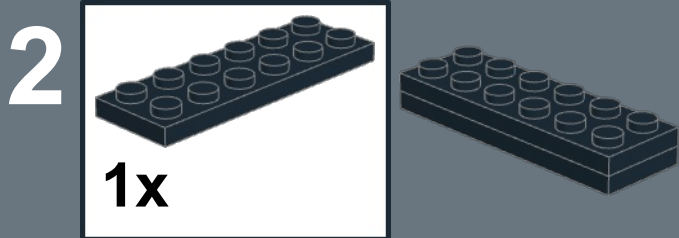
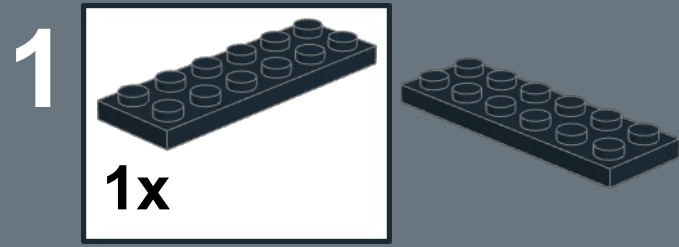


2

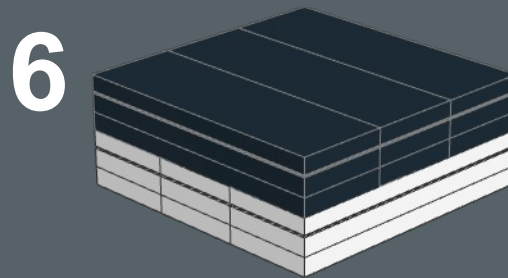




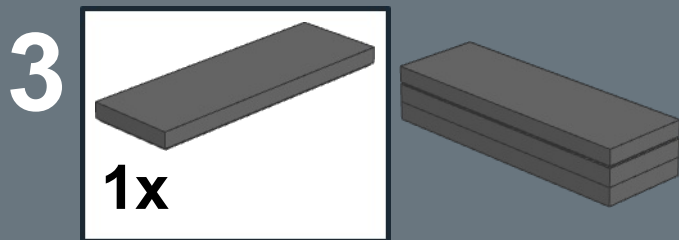
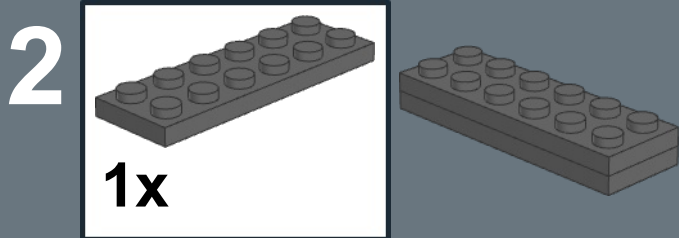
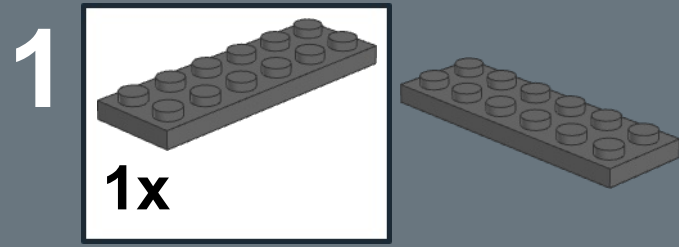
3






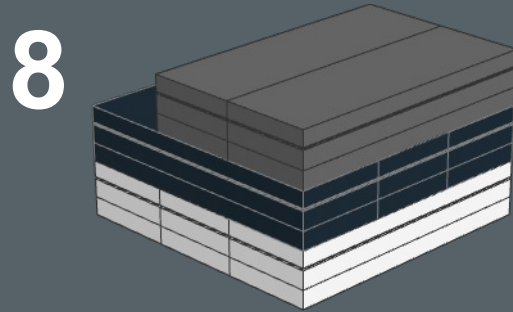

**x9**

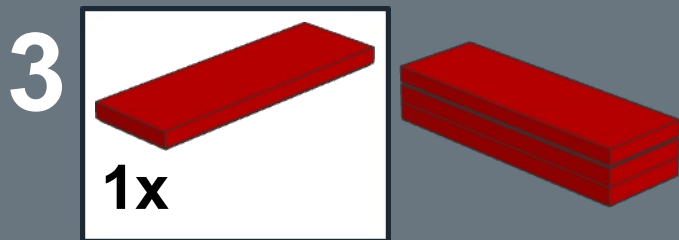
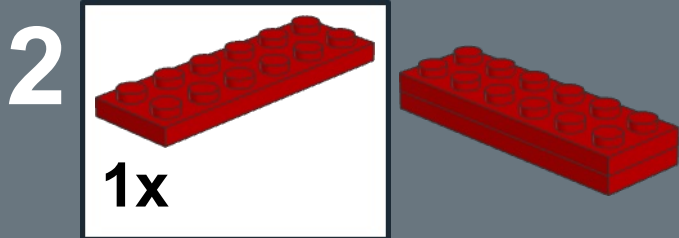





**x9**

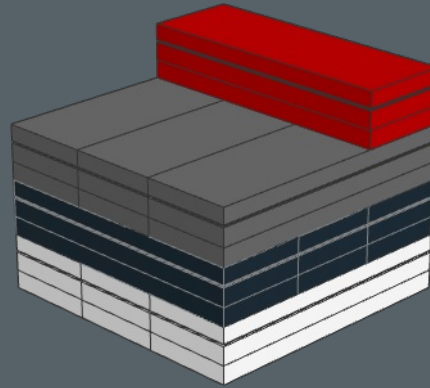




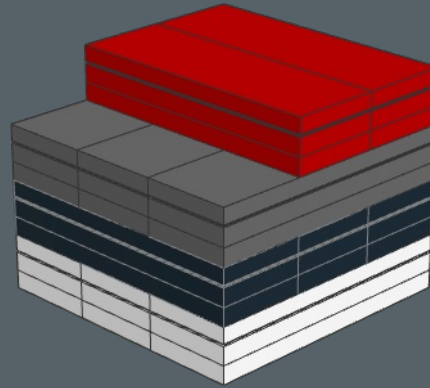


**x9**


10

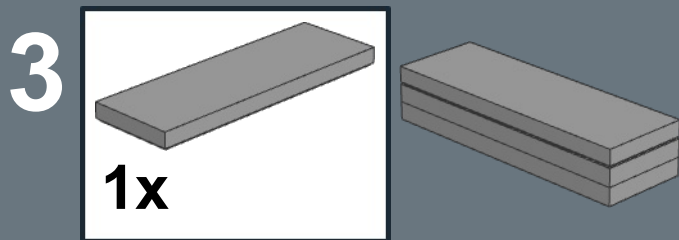
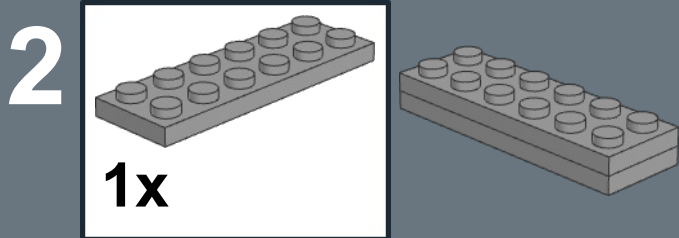
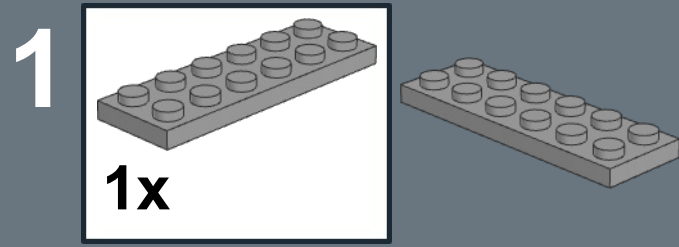


11

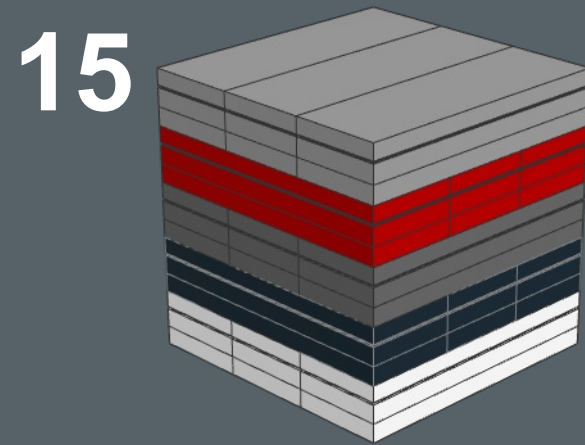
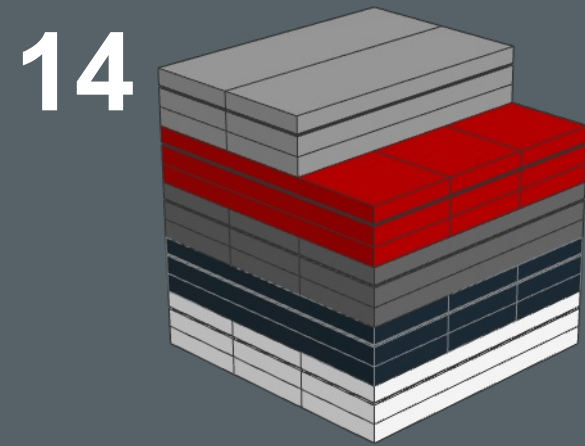
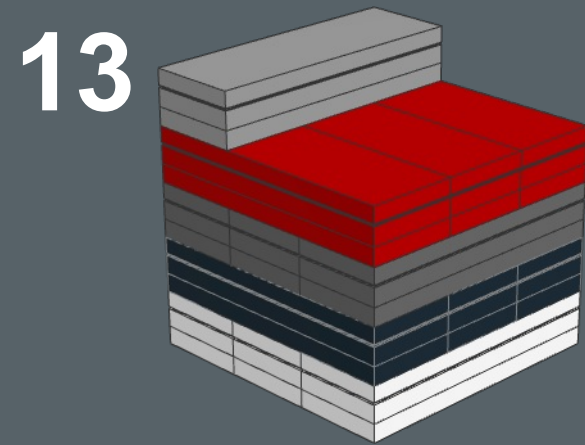


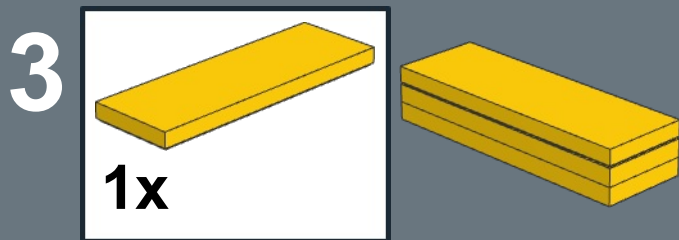
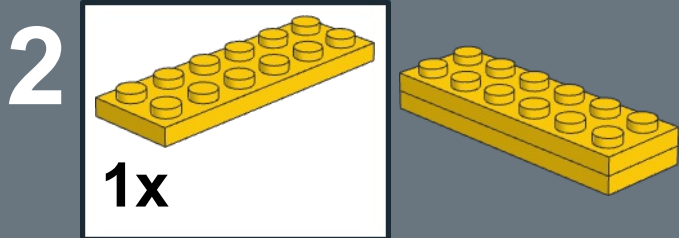
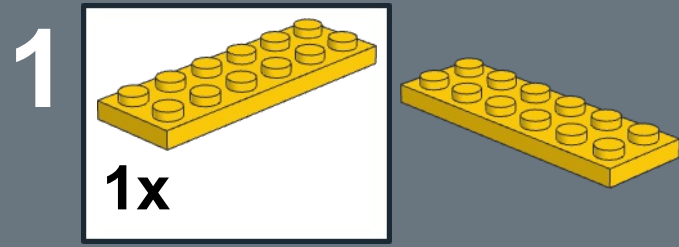
12





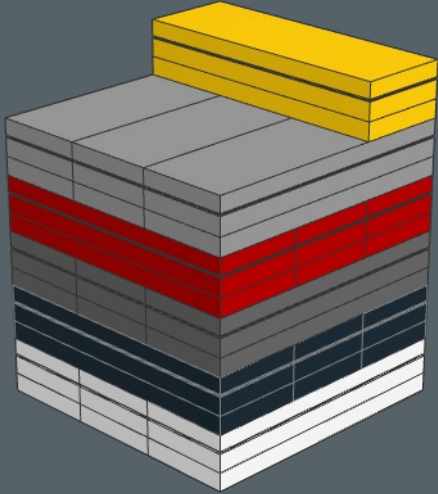
**x9**



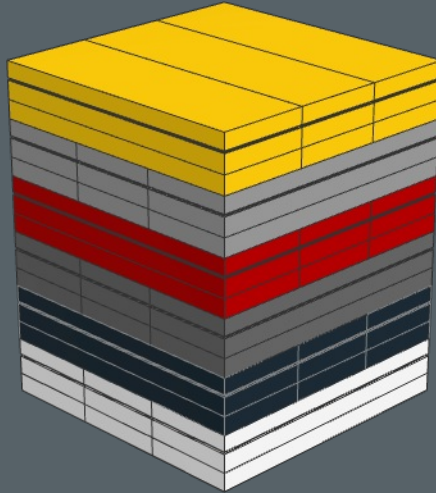


**x9**


16



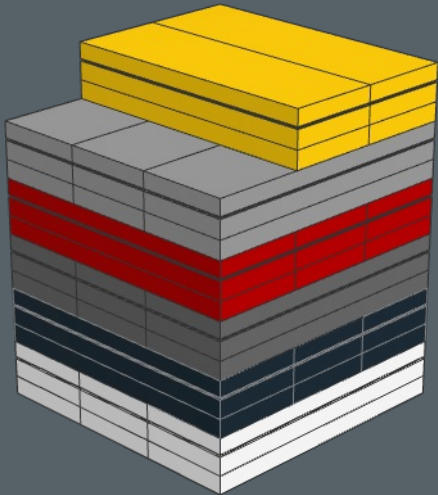
18



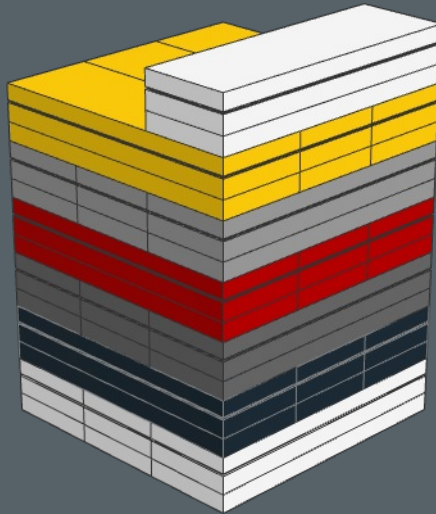
20



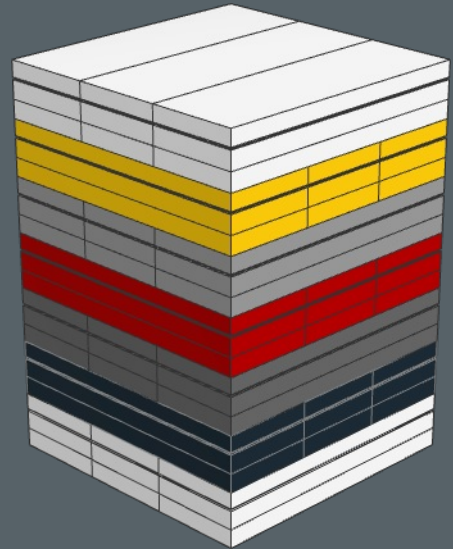
17



19




21







22




24




26




23



25




27







28




30




32




29



31




33







34




36




38




35



37




39







40




42




44




41




43




45




46




48




50




47



49

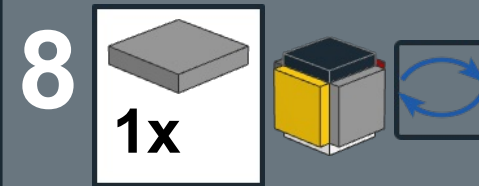
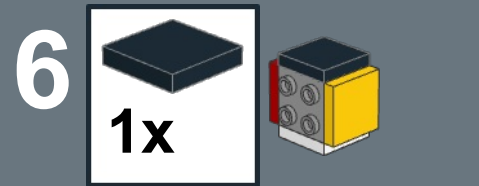
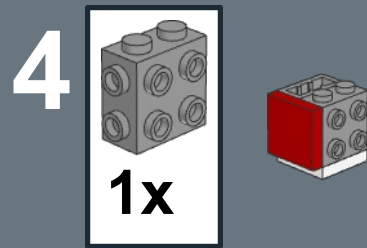
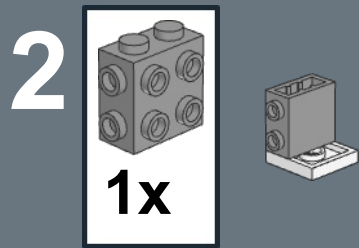

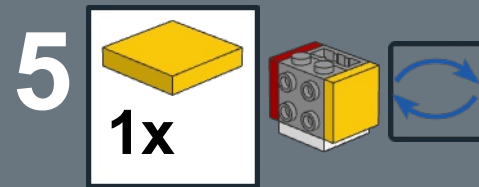
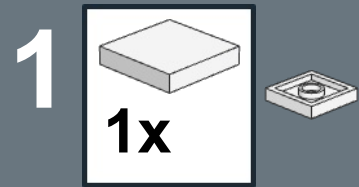



51





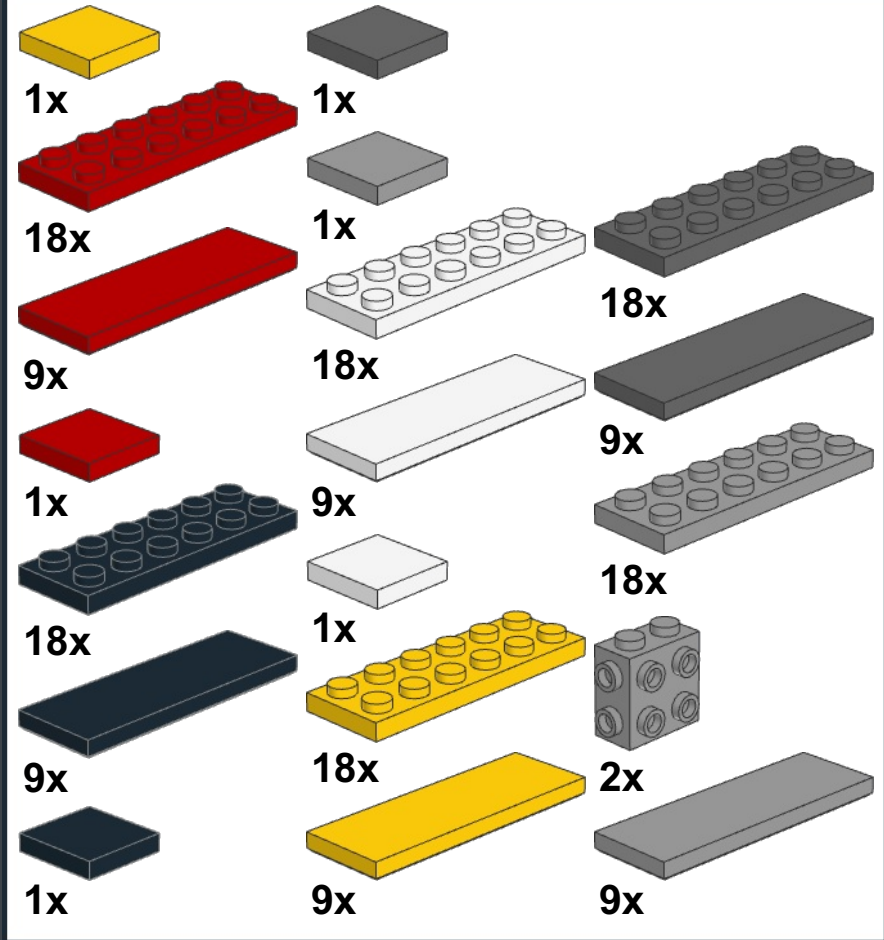












# *Honorable mentions of supporters:*

Teg12345

dalesr

csscg

Bwtpelego

inkachi

BIGBOYE

guest-982688

rob2190

kth4711

lscan3221

edelsberger



Hope you had fun with this model and instructions.  
As always you can reach out to me via email:

[Email: birdbrickbuilds@gmail.com](mailto:birdbrickbuilds@gmail.com)

You can also check my work on rebrickable and  
instagram:

<https://rebrickable.com/users/birdbrickbuilds/>  
<https://www.instagram.com/birdbrickbuilds>

If you wish to help me continue to make this  
models and instructions you can buy me a coffee  
to help me stay up late:

<https://www.buymeacoffee.com/birdbrickbl>

Or you can buy my Coffee Espresso MOC:

<https://reb.li/m/118798>

Or even you can buy my Beer Mug MOC:

<https://reb.li/m/137364>



This work is licensed under a [Creative Commons Attribution-NonCommercial-ShareAlike 4.0 International License](https://creativecommons.org/licenses/by-nc-sa/4.0/).